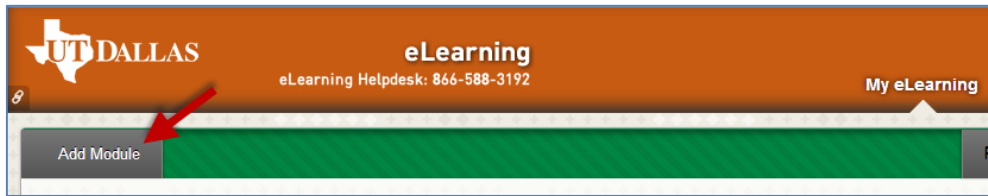
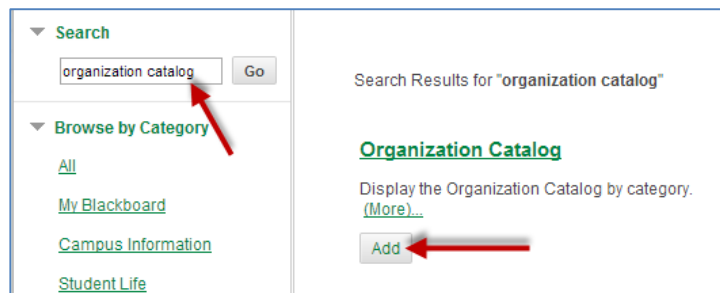


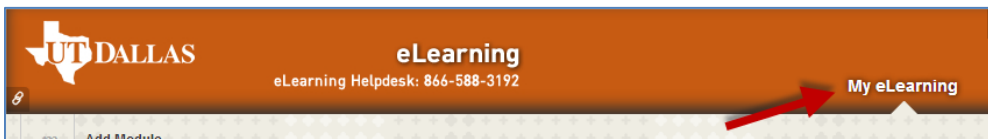
1. Login to eLearning and click on the **Add Module** button



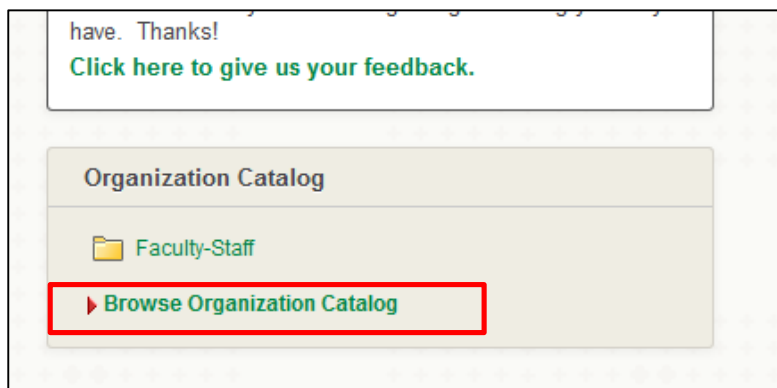
2. Enter **organization catalog** in the Search bar, and click the **Go** button
3. Click the **Add** button under **Organization Catalog**



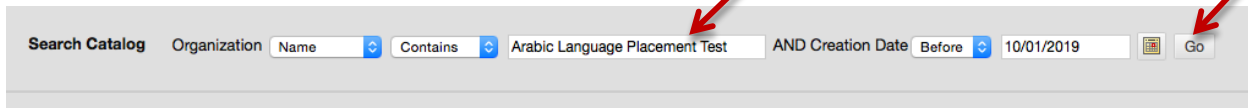
4. Click on the “**My eLearning**” link at the top right to return to the Home page



5. At the bottom of the **My eLearning** page, click the **Browse Organization Catalog** link under **Organization Catalog**.

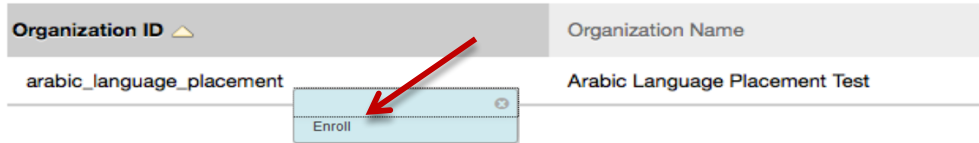


6. Type *Arabic* in Search Catalog field. Click **Go**.




The screenshot shows a search interface with the following elements: "Search Catalog" label, "Organization" dropdown set to "Name", "Contains" dropdown, a text input field containing "Arabic Language Placement Test", "AND Creation Date" dropdown set to "Before", a date input field containing "10/01/2019", and a "Go" button. Red arrows point to the search input field and the "Go" button.

7. Hover over the “*arabic_language_placement*” (Organization ID) shown below and select **Enroll** from the drop down list.



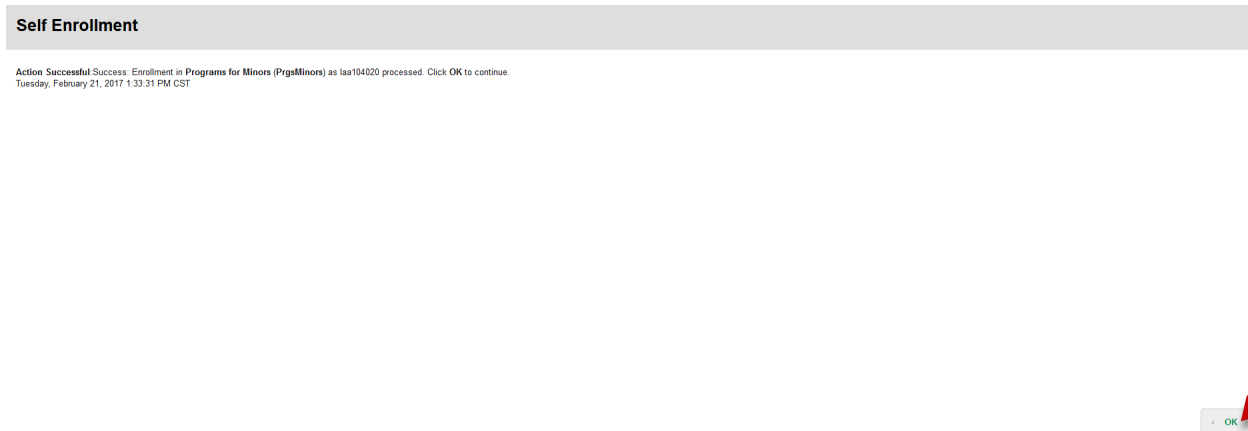
The screenshot shows a table with two columns: "Organization ID" and "Organization Name". The first row contains "arabic_language_placement" and "Arabic Language Placement Test". A dropdown menu is open under the "arabic_language_placement" ID, showing an "Enroll" button. A red arrow points to the "Enroll" button.

8. Click the **Submit** button



The screenshot shows a page titled "ENROLL IN ORGANIZATION: PROGRAMS FOR MINORS (PRGSMINORS)". It contains the following text:
Instructor: Darren Smith, Carla Garner, Adrienne Wilson, Letbia Andrews
Description: Program for Minors is managed by Carla Garner.
Categories: Education:Higher Education
At the bottom right, there are "Cancel" and "Submit" buttons. A red arrow points to the "Submit" button.

9. Click **OK**



The screenshot shows a "Self Enrollment" dialog box with the following text:
Action Successful: Success: Enrollment in Programs for Minors (PrgsMinors) as laa104020 processed. Click OK to continue.
Tuesday, February 21, 2017 1:33:31 PM CST
At the bottom right, there is an "OK" button. A red arrow points to the "OK" button.

You are now enrolled in the eLearning organization.